

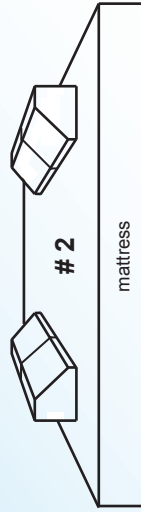
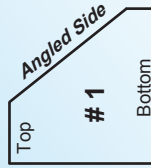
## Child Bed Guard Rail

**Magic Bumpers™** work best when placed directly on top of the mattress. All other bedding should go over the bumper. This will minimize any movement of the bumper.

There must be a mattress cover or fitted sheet over the bumper for it to stay in place. If your bedding is very tight, you may use a deep pocket fitted sheet or sheet clips (available at bed & bath stores).



Place two or more bumpers in a straight line at least 9 inches from the headboard and footboard; and 3 inches in from the side edge (or bead) of the mattress between the child and the edge of the bed. Position with the *Angled Side* facing up and in toward the child. (See #1 which shows the end view of a bumper and indicates the *Angled Side*.) After the mattress pad and bottom fitted sheet are placed over the bumper, re-adjust the bumper so that it sits flat with the angled side facing up and in toward the center of the bed as shown in #2.



## Toddler Beds / Cot Beds

If your toddler bed utilizes a crib mattress and a tight fitting crib sheet, you may cut the bumper to a shorter length and position the bumper angled side down to help the bumper fit under the sheet.



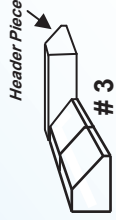
Magic Bumpers™ can slip out of place on a vinyl covered mattress. It is recommended that you apply a self-stick felt sheet to the vinyl mattress under the full length and width of the bumper. This is available at craft stores or our web site.

## Infant Co-Sleeping

Follow instructions for the Child Bed Guard Rail and *in addition*:

Place one bumper near the headboard of the bed with the Angled Side facing the

headboard. (see #3) Next, add two more bumpers along the side of the bed to form an L-shape. The Angled Side should be facing up and in toward the baby. To place on the opposite side of the bed, just turn the side pieces around so the Angled Side is facing up and in toward the baby with the header piece bumper positioned as directed above. Do not leave infants unattended.



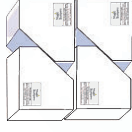
## Bed Divider

To separate 2 sleepers in a bed: Place one or more Magic Bumpers™ between children with the angled sides facing down on the mattress under the fitted sheet or mattress cover.



## Traveling

Magic Bumpers™ will pack into a round or square duffel bag. They are cut in half for easier packing and handling. Place the half pieces together in a straight line to form the full size bumper.



# Magic Bumpers

www.magicbumpers.com

All New Material:  
100% polyurethane foam—fire retardant

### **WARNINGS:**



Failure to follow set up instructions and use of this product in a manner other than directed could result in injury.

Keep instructions for future use. Do not use this product in a bed that is near a window with cords or drapes which may strangle a child. Keep the foam away from all heat sources. Not recommended for top bunk beds.

### **DO NOT LEAVE INFANTS UNATTENDED**

Infants that are able to push up on their hands and knees or weigh 15 lbs. or more can crawl over the Magic Bumpers™ if not being properly supervised. Even when your child is asleep, you must still provide the supervision necessary for the continued safety of your child.

Infants who cannot get in and out of an adult bed without help can be trapped between a mattress and a wall or headboard and suffocate. Do not use for infant co-sleeping in a bed with soft bedding which can cause suffocation.

Keep foam out of direct sunlight which causes the foam to dry out and disintegrate. Discard foam if it becomes dry and begins to disintegrate.

Store out of reach of children when not in use.

### **CLEANING & STORAGE:**

Foam can be surfaced cleaned with a lint roller or soapy damp cloth. Keep foam out of direct sunlight. Avoid compression, folding or vacuum packing of the foam longer than one month at a time.

If you experience any difficulties, email us at [info@magicbumpers.com](mailto:info@magicbumpers.com). Find helpful hints on the FAQ at [www.magicbumpers.com](http://www.magicbumpers.com).

safe

# Magic Bumpers

Product Instructions

easy



Magic Bumpers™ are firm foam wedges designed to go under the fitted sheet as a safer and easier alternative to traditional bed rails.

Most conventional bed rails have a space between the bed rail and the bed where a dangerous entrapment may occur. This is one of several reasons why Magic Bumpers™ are better.

- No Assembly – The foam wedges are easy to place UNDER the fitted sheet or mattress pad to form an edge barrier
- Secure and Stable – The non-slip surface of the foam keeps it in place
- Child Friendly – There is no entrapment space between the bed and bumpers
- Parent Friendly – The bumpers do not get in the way of bed time stories
- Easy Storage – This is great for sleepovers at Grandma's house
- Great for Travel – Lightweight and easy to pack
- Fits Any Bed – Cut or add any length

# Magic Bumpers

[www.magicbumpers.com](http://www.magicbumpers.com)

soft